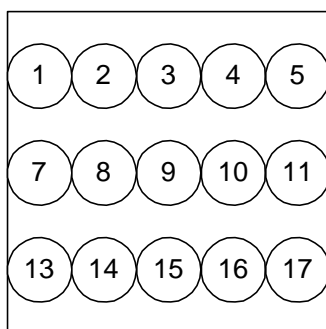
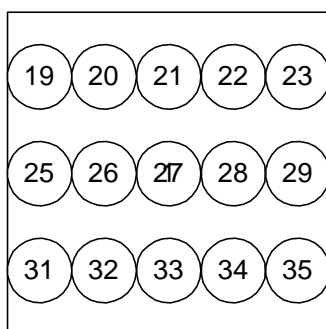




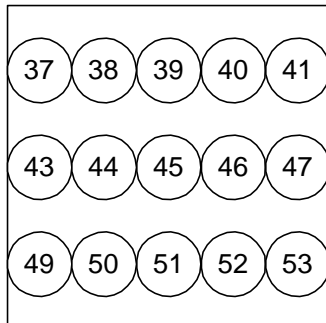
## Vending Unit Layout



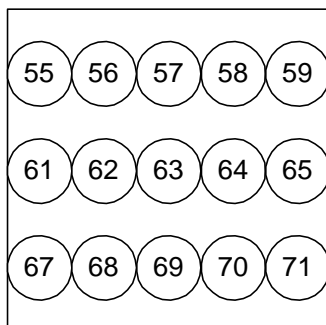
Top



Second



Third



Bottom

### Item Numbering

The item numbers used in sales logs and other reports refer to the *switch* position within the vending unit.

These numbers are also used in the unit configuration to specify what product is at each location.

Switches are numbered left to right, back to front, top to bottom, starting at the left rear switch on the top shelf, as in the exploded diagram to the left.

As you will see, allowance is made for six switches across each shelf but in practice only five are used.